

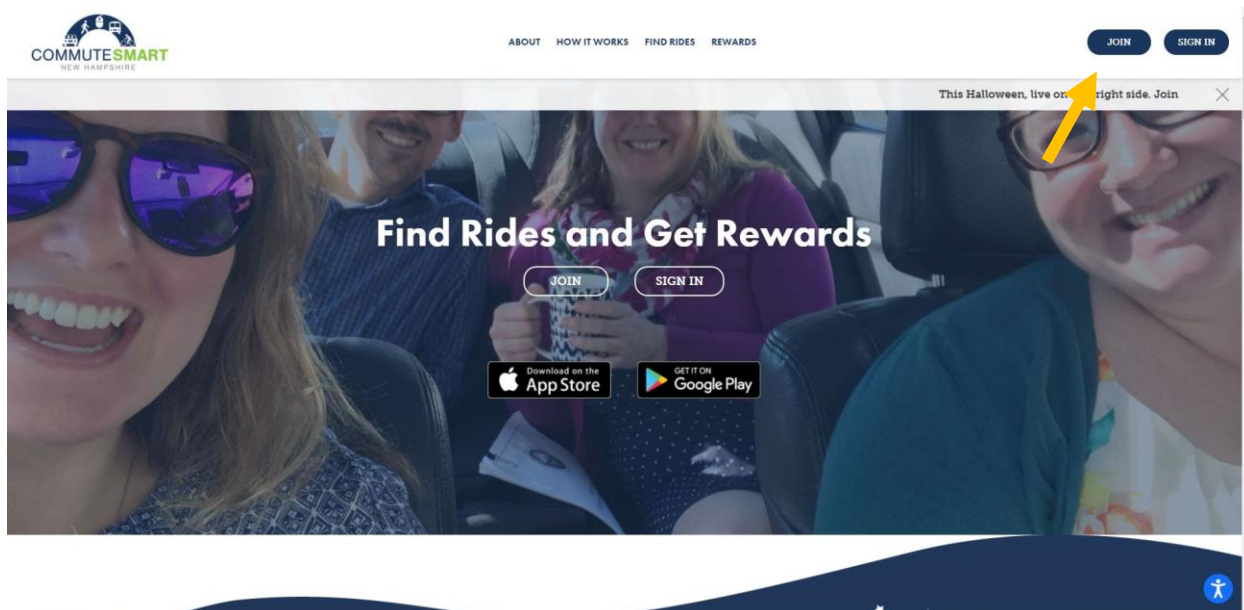
## How to Join

# CommuteSmart New Hampshire Statewide Challenge

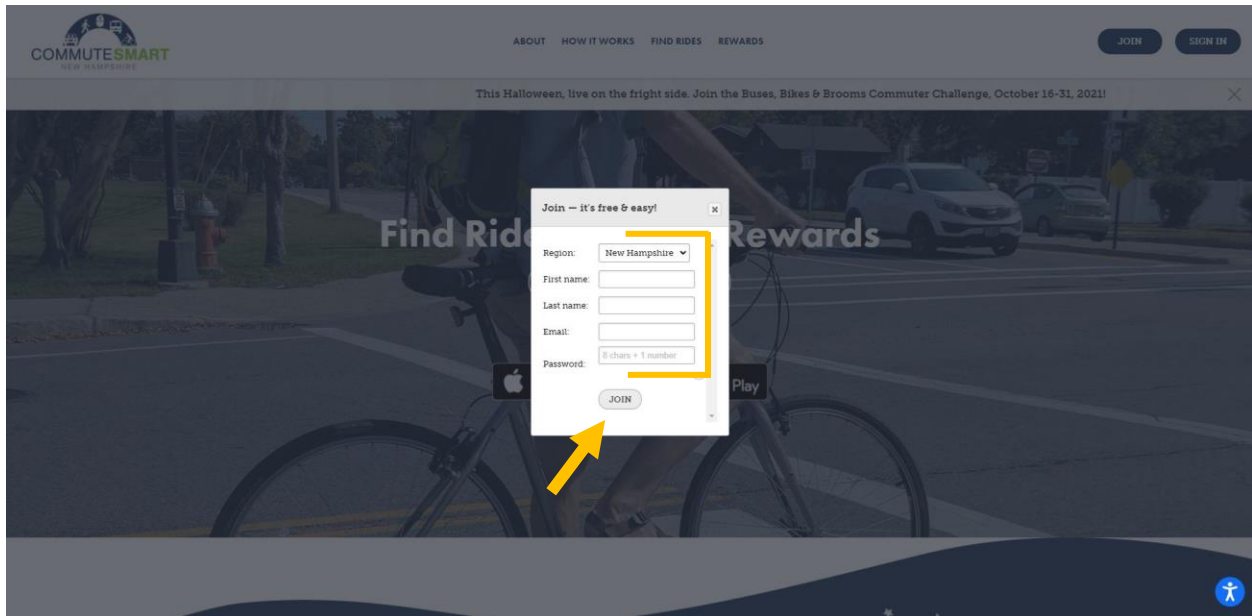
Step 1. Join CommuteSmart NH through [commutesmartnh.org](https://commutesmartnh.org)



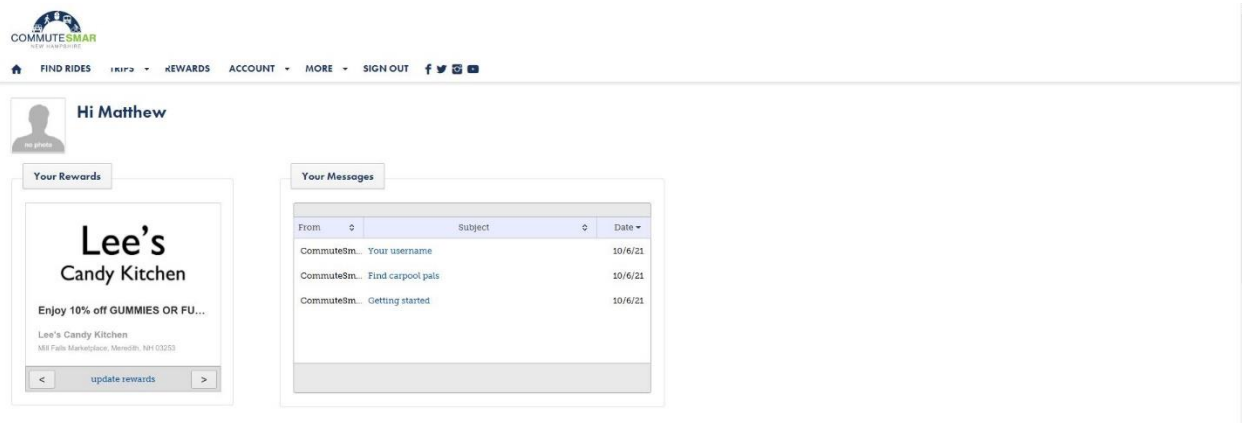
Click the "Join or Login!" tab on the CommuteSmart NH homepage



Click the Join button

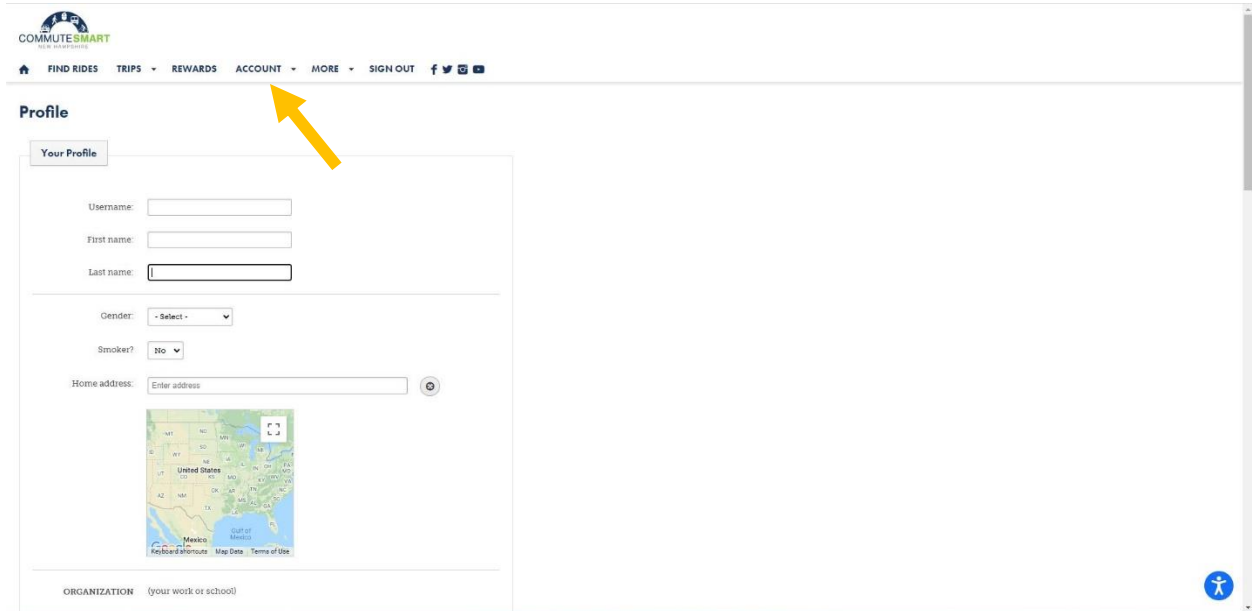


**Fill in the sign-up information then click join**



**You now are signed up in the trip logger**

## Step 2. Fill out your profile and Include your Organization



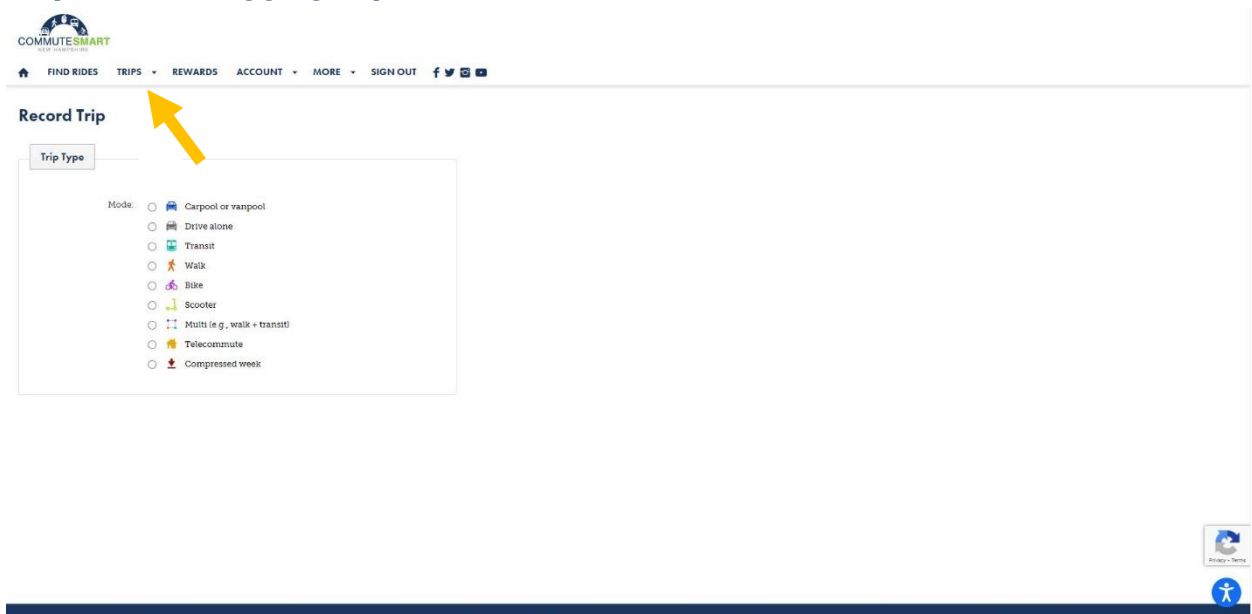
The screenshot shows the CommuteSmart website's 'Profile' page. The navigation menu at the top includes 'FIND RIDES', 'TRIPS', 'REWARDS', 'ACCOUNT', 'MORE', and 'SIGN OUT'. A yellow arrow points to the 'ACCOUNT' tab. Below the navigation, the 'Profile' section is titled 'Your Profile' and contains the following fields:

- Username:
- First name:
- Last name:
- Gender:
- Smoker?:
- Home address:
- A map of the United States and Mexico with a location pin.
- ORGANIZATION:

**Under the Account tab select Profile**

**Then fill in profile information and save these changes**

## Step 3. Start Logging Trips



The screenshot shows the CommuteSmart website's 'Record Trip' page. The navigation menu at the top includes 'FIND RIDES', 'TRIPS', 'REWARDS', 'ACCOUNT', 'MORE', and 'SIGN OUT'. A yellow arrow points to the 'TRIPS' tab. Below the navigation, the 'Record Trip' section is titled 'Trip Type' and contains the following options:

- Mode:  Carpool or vanpool
- Drive alone
- Transit
- Walk
- Bike
- Scooter
- Multi (e.g., walk + transit)
- Telecommute
- Compressed week

**Under the Trips tab select Record a Trip**

**Follow the prompts to log your trip. Options are also available for reoccurring trips and trip-synching**

**You are now underway to start commuting sustainably! The leaderboard, status, and activity will appear when the challenge begins on May 1**