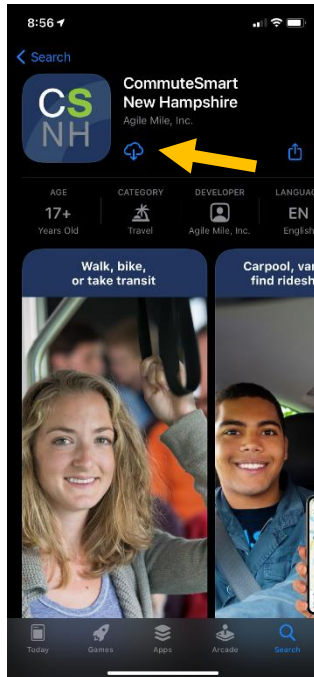




How to Download and Join CommuteSmart New Hampshire Statewide Challenge

Step 1. Download and Get Started



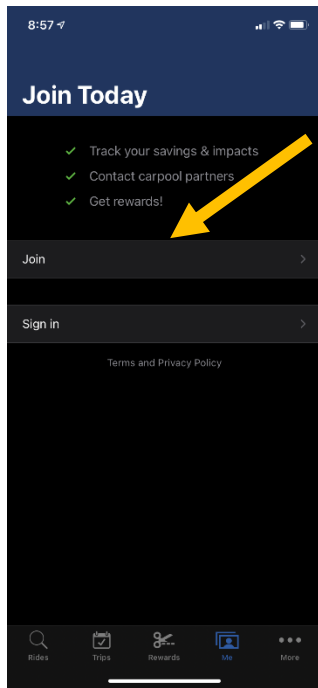
Search for “CommuteSmart NH”
in your app store (apple or android) to download



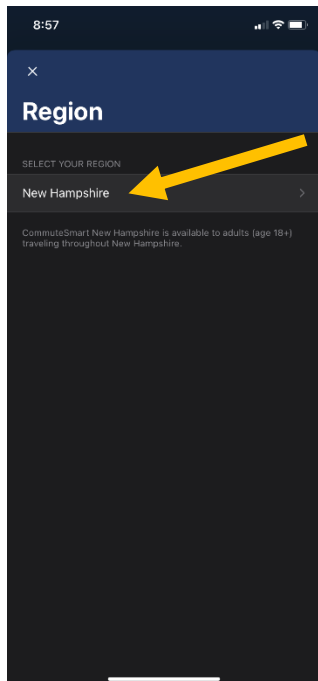
Open the app
Click the “Get Started!” button

All screenshots taken using dark-mode, colors may vary based on personal settings.

Step 2. Join and Create an Account

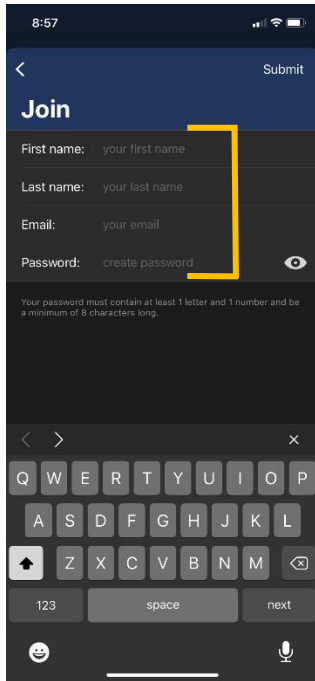


Click Join



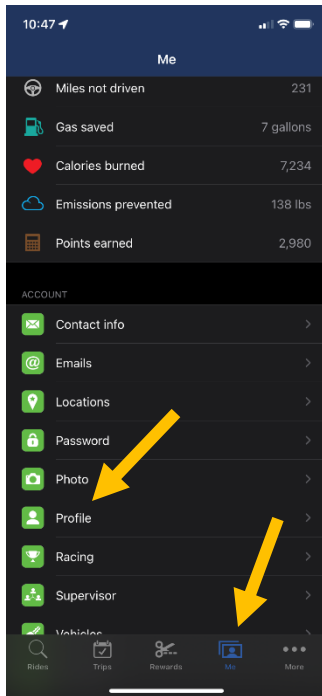
Select New Hampshire

All screenshots taken using dark-mode, colors may vary based on personal settings.

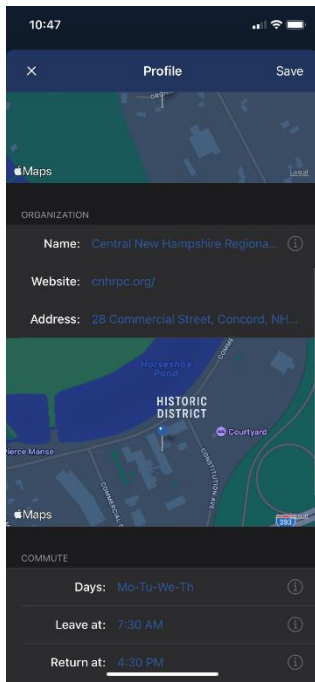


Fill in your information and submit

Step 3. Add Your Organization

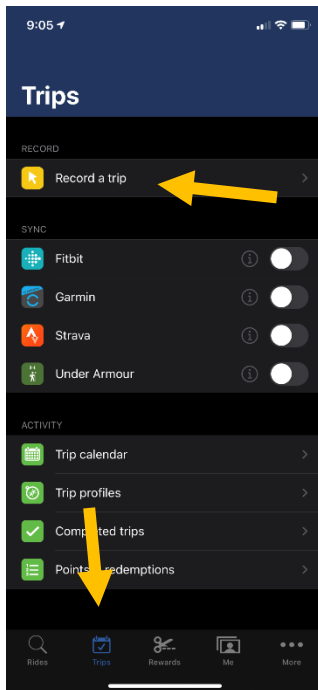


Navigate to the Trips tab
Then select Profile
Then fill in your information



**Make sure your organization information is up to date
This is essential for the challenge activities**

Step 4. Start Logging Trips



Navigate to the Trips tab

Then select record a trip

Follow the prompts to log your trip

Options are available for reoccurring trips and trip-syncing

You are now underway to start commuting sustainably!

The Leaderboard, status, and activity will appear when the challenge begins on May 1

