

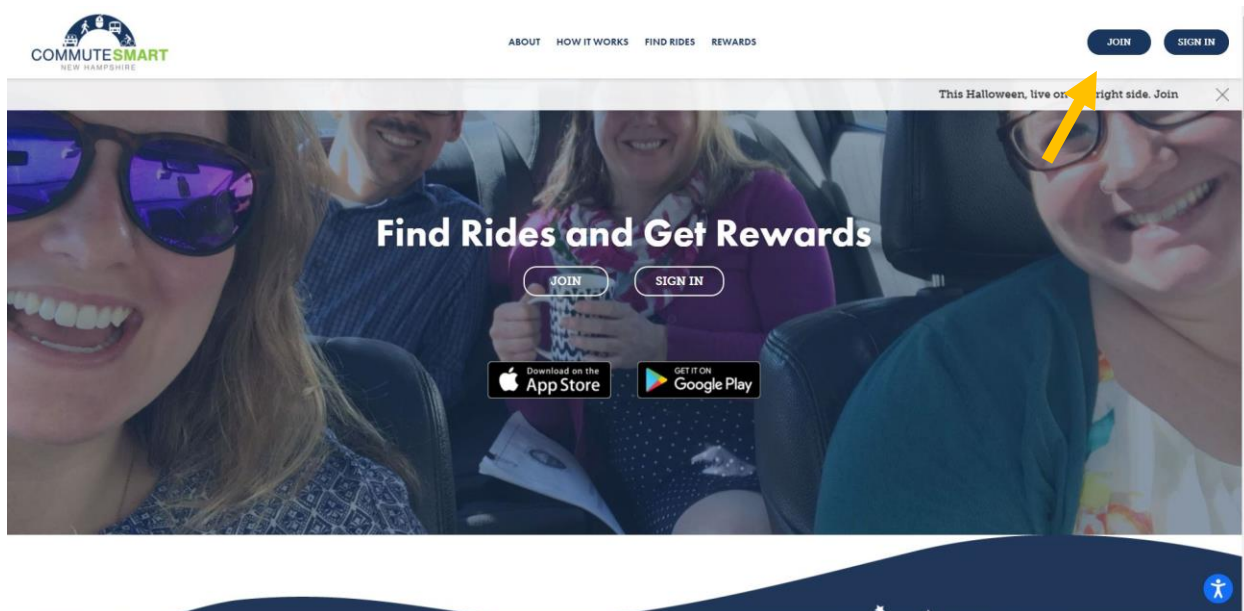


How to Join and Opt-in Buses, Bikes & Brooms Challenge 2021

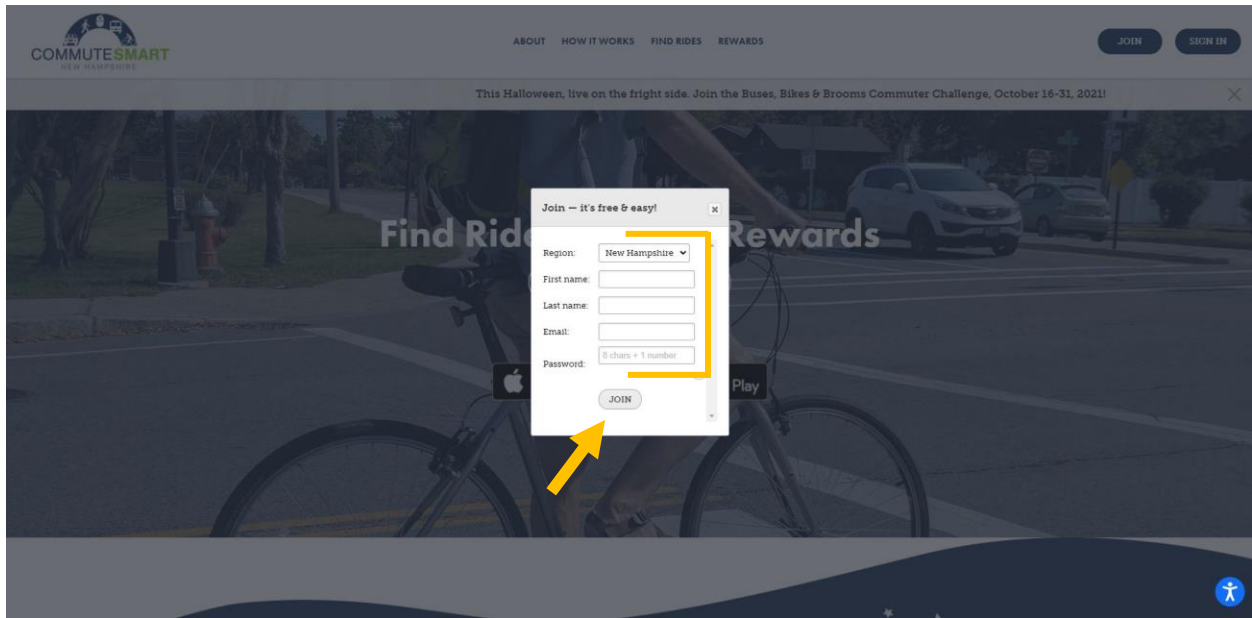
Step 1. Join CommuteSmart NH through commutesmartnh.org



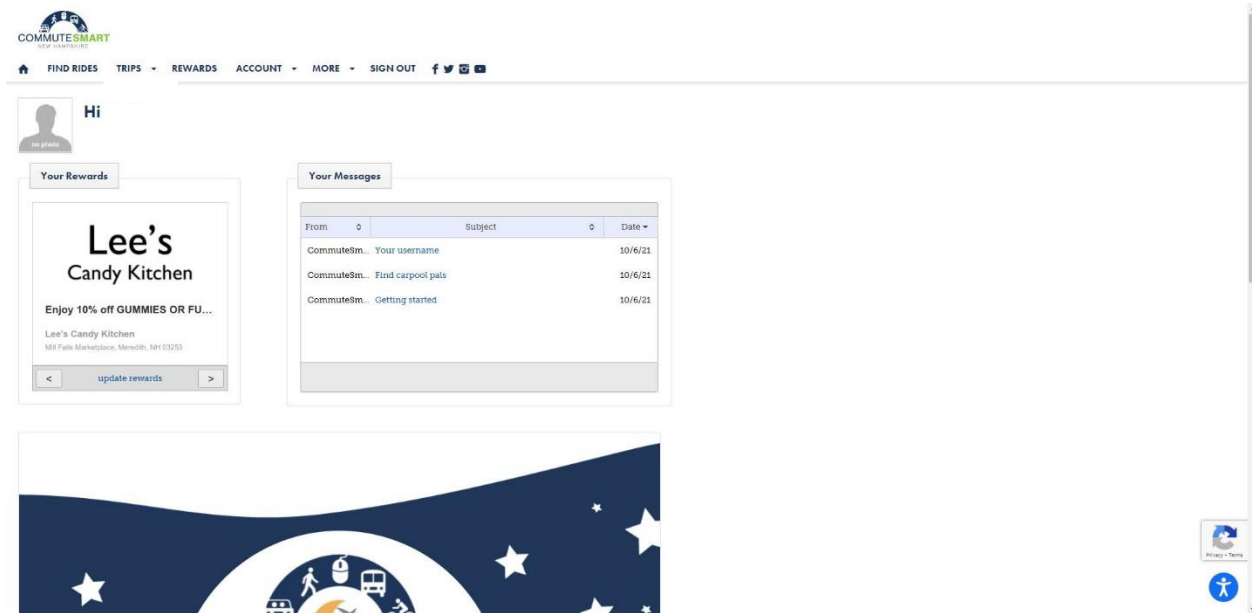
Click the "Join or Login!" tab on the CommuteSmart NH homepage



Click the Join button



Fill in the sign-up information then click join



You now are signed up in the trip logger

Step 2. Fill out your profile

COMMUTESMART
NEW PARTNERSHIP

FIND RIDES TRIPS REWARDS ACCOUNT MORE SIGN OUT

Profile

Your Profile

Username:

First name:

Last name:

Gender:

Smoker?:

Home address:

United States

Mexico

ORGANIZATION: (your work or school)

Under the Account tab select Profile

Then fill in profile information and save these changes

Step 3. Opt into the challenge

COMMUTESMART

FIND RIDES TRIPS REWARDS ACCOUNT MORE SIGN OUT

Hi

Your Rewards

Lee's Candy Kitchen

Enjoy 10% off GUMMIES OR FU...

Lee's Candy Kitchen
181 Park Marketplace, Meredith, NH 03253

update rewards

Your Messages

From	Subject	Date
CommuteSm...	Your username	10/6/21
CommuteSm...	Find carpool pals	10/6/21
CommuteSm...	Getting started	10/6/21

Return to home page by clicking on the CommuteSmart logo

Then scroll down to view the challenge banner



The Good Stuff



Click the link to “Opt in today!”

Click join under Active Events

Alternatively, you can reach this page by selecting “Race” under the Account tab



Buses, Bikes & Brooms 2021

Getting Started

To race against other individuals in this event, simply enter your nickname and select Join.
Then record your activity in your CommuteSmart New Hampshire account and your personal results will be raced against other individuals on the leaderboard. Good luck!

Individual

Nickname:

BACK JOIN



Choose a nickname for yourself that will appear on the challenge leader board
Then click join



Buses, Bikes & Brooms 2021

Individual

Nickname:

Status

Your status will start being displayed on Oct 16, 2021.

Activity

Your activity will start being displayed on Oct 16, 2021.

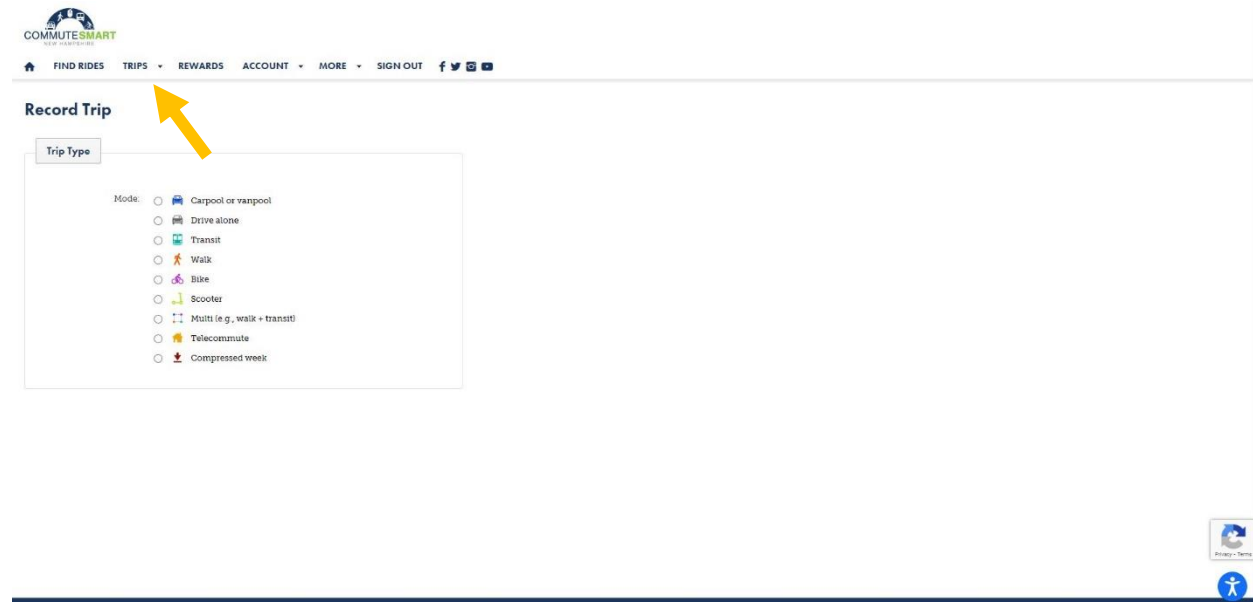
BACK STOP PARTICIPATING



The leaderboard, status, and activity will appear when the challenge begins on October, 16

You are now participating in the challenge

Step 4. Start Logging Trips



The screenshot shows the CommuteSmart website interface. At the top, there is a navigation bar with the logo on the left and links for 'FIND RIDES', 'TRIPS', 'REWARDS', 'ACCOUNT', 'MORE', and 'SIGN OUT' on the right. Below the navigation bar, the 'Record Trip' section is visible. A yellow arrow points to the 'Record Trip' heading. Underneath, there is a 'Trip Type' dropdown menu. Below the dropdown, a list of transportation modes is shown, each with a radio button and an icon: Carpool or vanpool, Drive alone, Transit, Walk, Bike, Scooter, Multi (e.g., walk + transit), Telecommute, and Compressed week. In the bottom right corner, there are links for 'Privacy - Terms' and a user profile icon.

Under the Trips tab select Record a Trip

Follow the prompts to log your trip

Options are available for reoccurring trips and trip-syncing

You are now underway to start commuting sustainably!