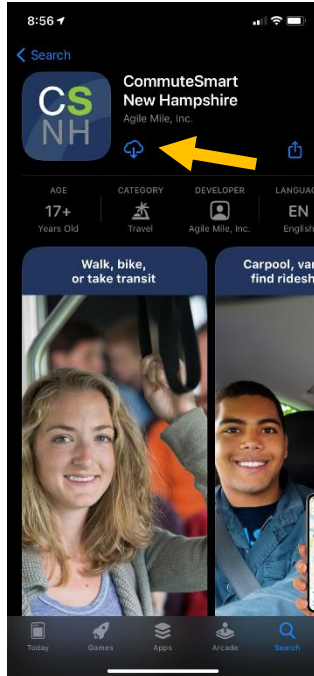




How to Download, Join, and Opt-in Buses, Bikes & Brooms Challenge 2021

Step 1. Download and Get Started



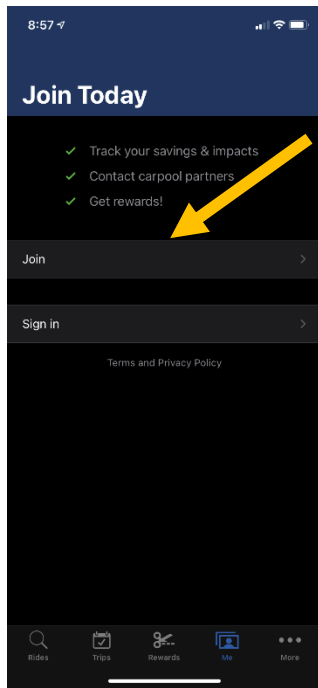
Search for “CommuteSmart NH”
in your app store (apple or android) to download



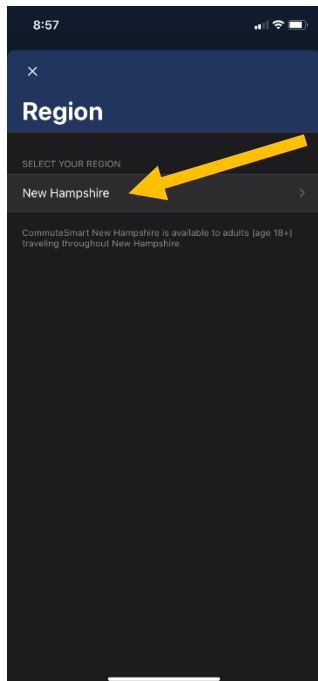
Open the app
Click the “Get Started!” button

All screenshots taken using dark-mode, colors may vary based on personal settings.

Step 2. Join and Create an Account

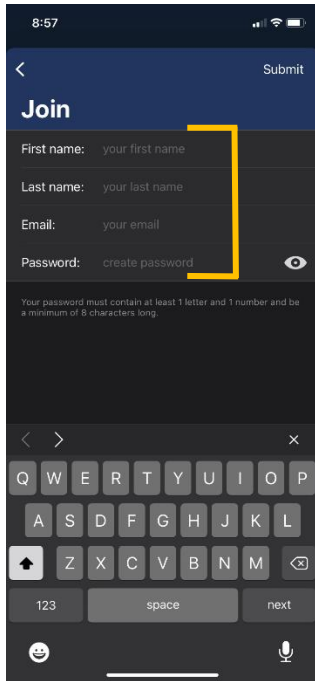


Click Join



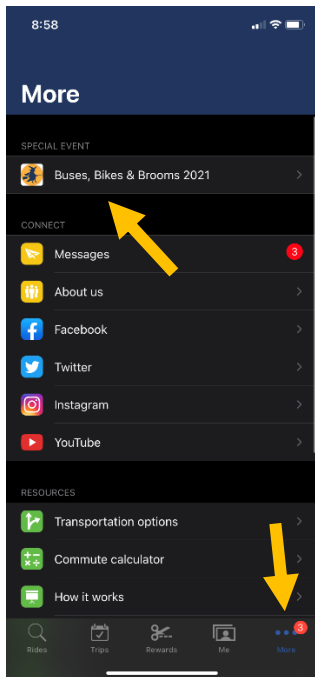
Select New Hampshire

All screenshots taken using dark-mode, colors may vary based on personal settings.



Fill in your information and submit

Step 3. Opt into the Buses, Bikes & Booms Challenge

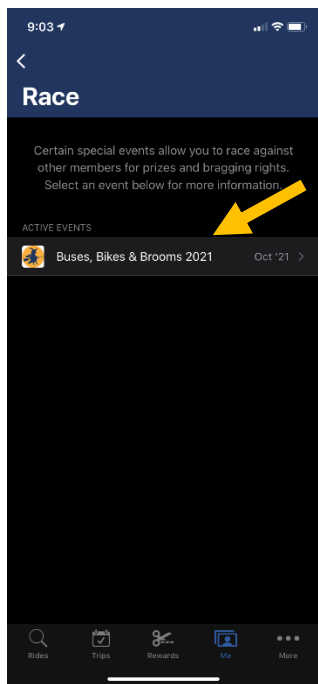


Navigate to the More tab

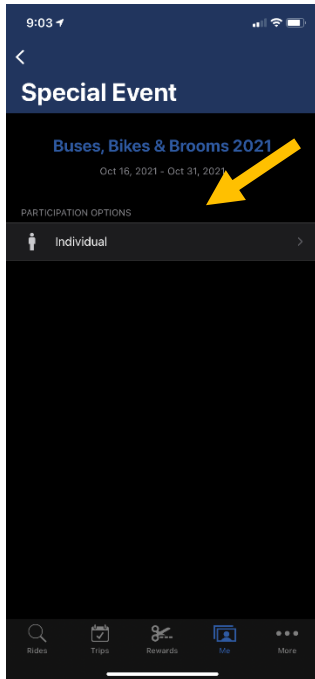
Then select Buses, Bikes, & Brooms 2021



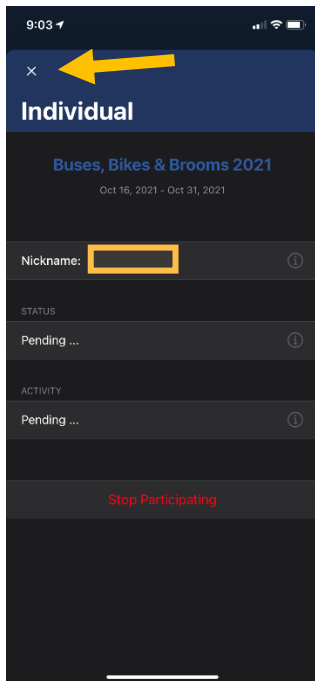
Choose to Opt in Today!



Select the Buses, Bikes & Brooms 2021 Challenge under active events

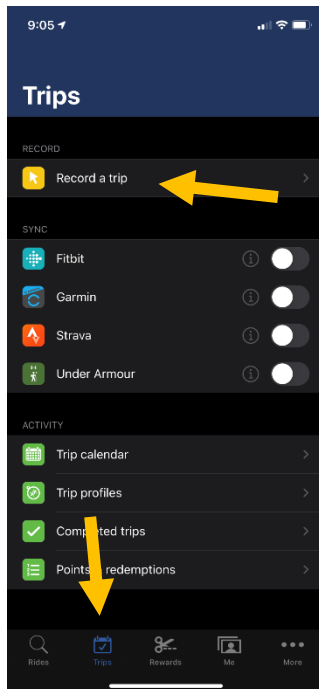


Choose individual participation
You are now a member of the challenge!



Choose a nickname for yourself that will appear
on the challenge leader board
The leaderboard, status, and activity
will appear when the challenge begins on October, 16
You can now close the challenge window

Step 4. Start Logging Trips



Navigate to the Trips tab

Then select record a trip

Follow the prompts to log your trip

Options are available for reoccurring trips and trip-syncing

You are now underway to start commuting sustainably!